Video Course / Live Tutor
For SBI PO Mains Exam

PLUTUS Academy

From early adopters of new technology in field of Government Job competitive exams like that of SBI PO Mains . Plutus Academy has helped large number of students during their career. May it be for UPSC and Banking exams or Online coaching for SBI PO Mains

Video courses for SBI PO Mains constitutes Syllabus wise topics with about 300-500 Video lectures for each Level Pre , Mains, Sample Papers , Quiz , Sample Papers with solutions , Previous year question papers of SBI PO Mains

Teaching of subjects according to Marking scheme and Blue print of SBI PO Mains exams

We offer these courses in two variants

1. Online
2. Pen drive

Online module is accessible through INTERNET where as Pen-drive module is accessible without Internet. In both these modules you also get to access doubt clearing classes conducted Online on every week end. Students also get a panel to ask question and eminent faculties reply them through that.

What you get?

SBI PO Mains

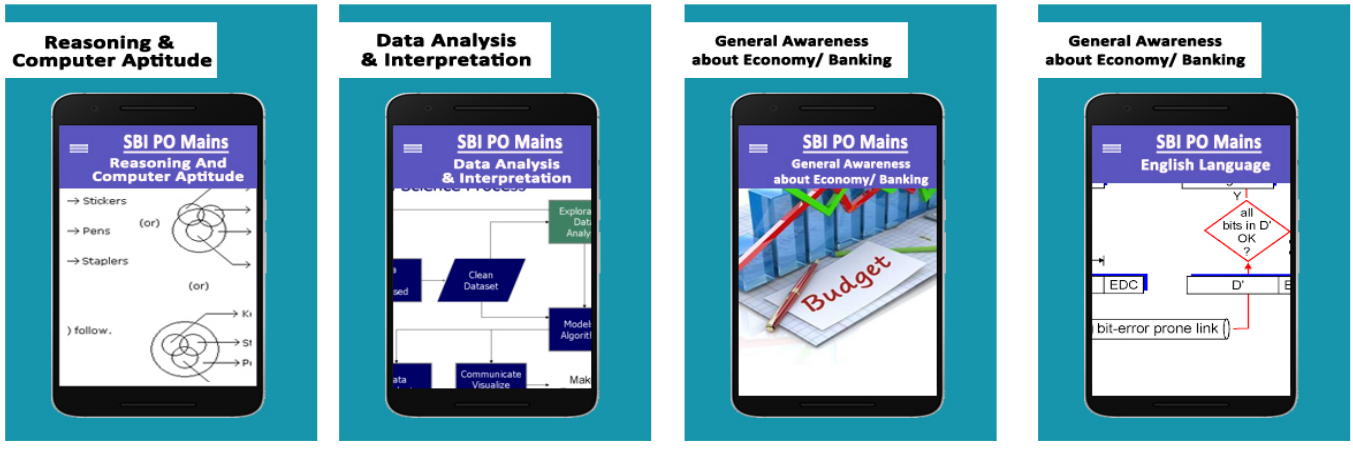

To Purchase Visit : http://plutusacademy.com/online-tutor/

For Any Query : Call us at +9718552212, 0120-430-89-58

Email us : info@plutusacademy.com

https://studymaterial.oureducation.in/

http://onlinekhanmarket.com/

SBI PO MAINS-Data Analysis & Interpretation (Memory Based)

Direction (1-2): In a bag there are three types of colored balls of red, white and Bluecolors. The probability of selecting one red ball out of the total ball is $\frac{1}{2}$ and the probability of selecting one blue ball out of the total ball is $\frac{2}{7}$.The number of white balls in the bag is 6.

1. If all the ball are numbered starting from 1, 2, 3, ……and so on then what is the probability of selecting one ball which is numbered as a multiple of 3 or 7 out of the total balls.

(a) $\frac{3}{7}$ (b)$\frac{5}{14}$ (c)$\frac{1}{12}$
(d)$\frac{6}{11}$ (e) none of these

2. What are the total number of balls in the bag?

(a)28 (b)30 (c)35
(d)40 (e)none of these

3. Given that D is the midpoint of AC and BC is diameter of circle, and circumference of circle is 44cm.
quantity1- area of shaded region
quantity2-7π cm^2

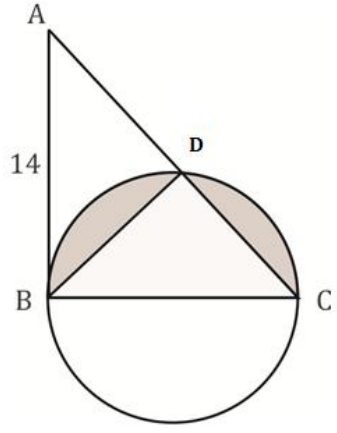

(a)quantity I > $quantityII$ (b)quantity I < $quantityII$
(c) quantityI ≥ quantityII (d) quantityI ≤ quantityII
(e)quantity I=quantity II or No relation

4. Quantity I = $18x^3 y^3$, Quantity II = $12 x^4y^4$, if $x > 0$ & $y < 0$

(a) Quantity I >Quntity II (b) Quantity I < Quantity II
(c) Quantity I ≤ Quantity II (d)Quantity I=quantity II or No relation
(e) Quantity I ≥ Quantity II

5. Speed of a boat in still water and speed of current is in ratio 6 : 1. If the difference between distance covered by boat in 2 hours upstream and in 2 hours downstream is 8 km.
Quantity-1- Speed of boat in still water
Quantity-2-speed of cyclist who goes 28 km in 2 hrs.

(a) quantity1 > $quantity2$ (b) quantity1 < $quantity2$
(c)quantity1 ≥ quantity2 (d) quantity1 ≤ quantity2
(e) quanity1 = quantity2

Directions(6-10): In the following line graphs, first line graph shows the marked up price with respect to the cost price of the products and the second line graph shows the discount percentage given on the marked up price with the help of the given information answer the following questions.

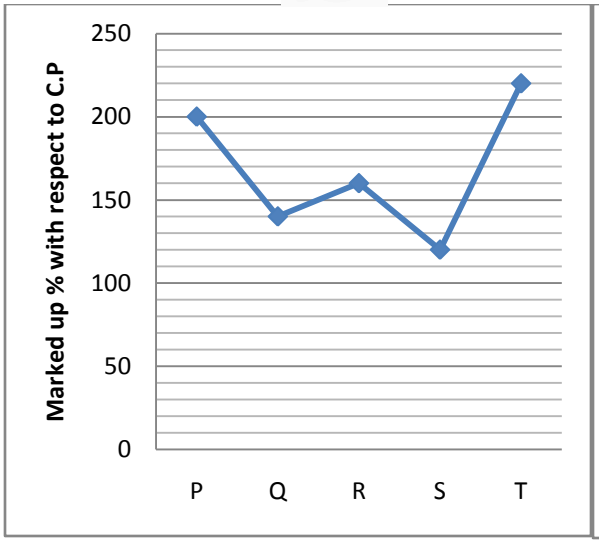

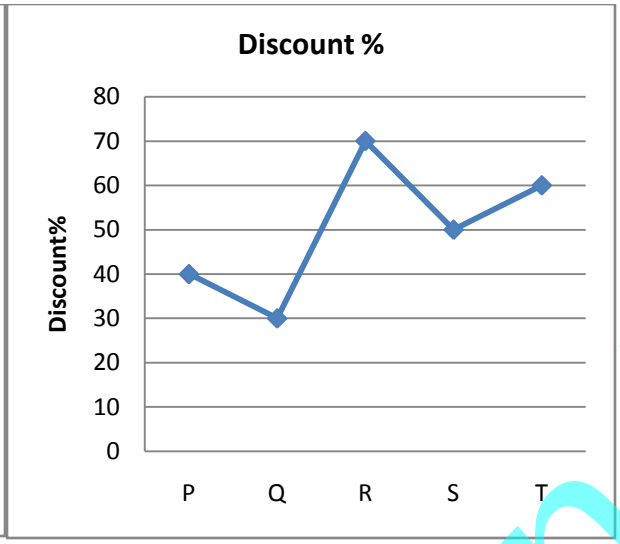

6. If the cost price of the product P and R is equal then the selling price of product P is how much % more than the selling price of product R.
(a)50% (b)150% (c)250%
(d)200% (e) none of these

7. If the cost price of product R is increased by 10% and other prices(marked price /S.P) remain same, then how much more percent loss he will get as compared to previous loss ?
(a)6.36% (b)7.36% (c)8.36%
(d)9.36% (e)10.36%

Note: There are 3 more question asked from this Graph

Directions(11-15)- In the given pie chart, in a state there are two types of tourist, Domestic and international tourist. Graph shows the percentage wise breakup of these tourists in a given year. There are 4 quarters in a year and graph shows the information for three quarters.

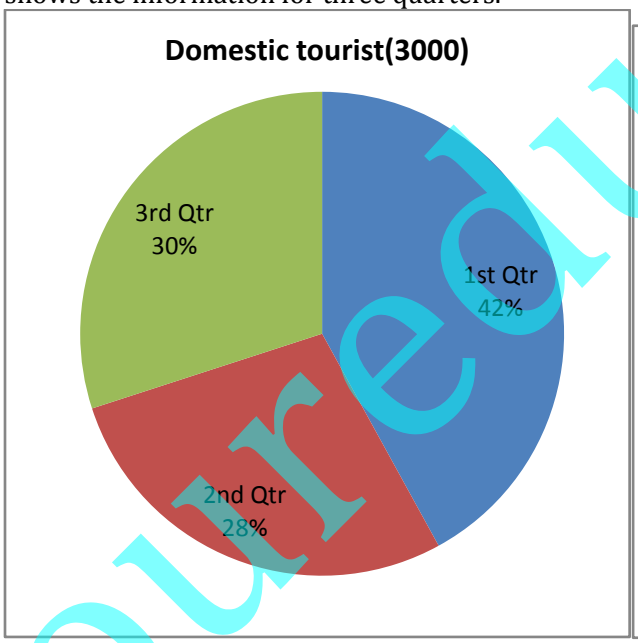

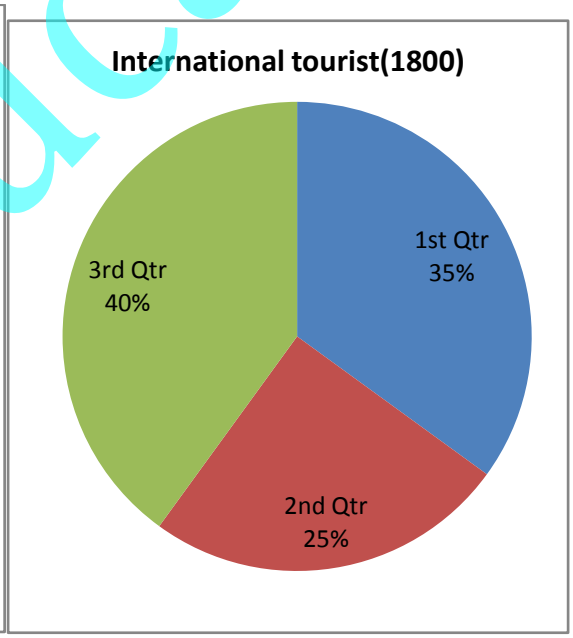

11. If we include the 4th quarter of the year, percentage of domestic tourist in 3rd quarter will become 25% of the total domestic tourist of the year. Then what is the number of domestic tourist in 4th quarter?
(a) 600 (b) 750 (c) 900
(d) 1000 (e) None of these

12. If the international tourists visited in IVth quarter is 150 more than the international tourist visited in IInd quarter. Then international tourists visited in 4th quarter is what percent of total number of international tourists.
(a) 25% (b) 35% (c) 45%
(d) 50% (e) None of these

13. Total no of domestic tourist who visited in 2nd and 3rd quarter is what percent of total no. of the international tourist in 2nd and 3rd quarter?
(a) 139% (b) 149% (c) 159%
(d) 169% (e) 179%

14. Average number of domestic tourist from 1st and 2nd quarter is how much percent more than the number of international tourist from 1st quarter?
(a) 66.67% (b) 75% (c) 80%
(d) 85% (e) 90%

Note: there is one more question ask from this graph

Directions(16-17): Ritu'sexpense out of her total expenditure in a trip is in between travel expenses, Accommodation expenses and shopping expenses are in the ratio of 5 : 4 : 3. Out of the travel expenses he spent 25% on bus tickets, 60% on air tickets and remaining travel expenses are saved. All of the accommodation expenses are spent on hotels. And out of the total expenses on shopping expenses 50% spent on tax free products,$47\frac{2}{9}$% spent on footpath shopping and remaining are saved.
The total amount saved is 17500.

16. From the above information, what is the total amount on accommodation expense?
(a)Rs75000 (b)Rs84000 (c)Rs90000
(d)Rs95000 (e)none of these

17. Ritu's total amount on the trip is.
(a)Rs242000 (b)Rs252000 (c)Rs262000
(d)Rs275000 (e)none of these

Directions(18-22): Given below is the percent of number of students from 5 different colleges attended different number of seminars.

	No. of seminars Attended - 1	No. of seminars Attended – 2	No. of seminars Attended – 3	No. of seminars Attended – 4	No. of seminars Attended – 5	No. of seminars Attended – 6
P	20	15	24	8	—	15
Q	—	16	25	—	—	18
R	12	20	25	—	—	—
S	—	—	25	15	22	12
T	15	—	24	—	32	5

18. If the number of students from college R who attended at most 3 seminars is equal to number of students from college S who attended at least 3 seminars and the total number of students from College S is 114. Then find the number of students from college R who attended 3 seminars.
(a) 37 (b) 41 (c) 45
(d) 48 (e) None of these

19. Total no. of students from college P who attended atmost 2 seminars is equal to the sum of number of students from college T who attended 1 seminar and the number of students from the same college who attended 6 seminars. Then the total number of students from college P is what percent of total no. of student from college T ?
(a) $57\frac{1}{7}$% (b) 45% (c)49%
(d) 60% (e) none of these

20. The number of students from college P who attended more than 2 seminars is approximate what percent less than the number of students from college S who attended at least 3 seminars if the number of student who attended 2 seminars from college P is 48. And the number of students of college S who attended 6 seminars is 14 more than the number of students from college P, who attended 1 seminar ?
(a) 57% (b) 44% (c) 60%
(d) 48% (e) 52%

21. If the difference between number of students from college T who attended 3 seminars and students who attended 5 seminars is 22, and the total students from college R is 60% of the total students from college T then find the number of students of college R who are attending 2 seminars.
(a) 32 (b)35 (c)33
(d) 38 (e) none of these

Note: there is one more question from this DI

Directions (23-27): The following bar graph shows the percentage break-up of a person's salary from year 2001 to 2005. With the given information, find the following questions.

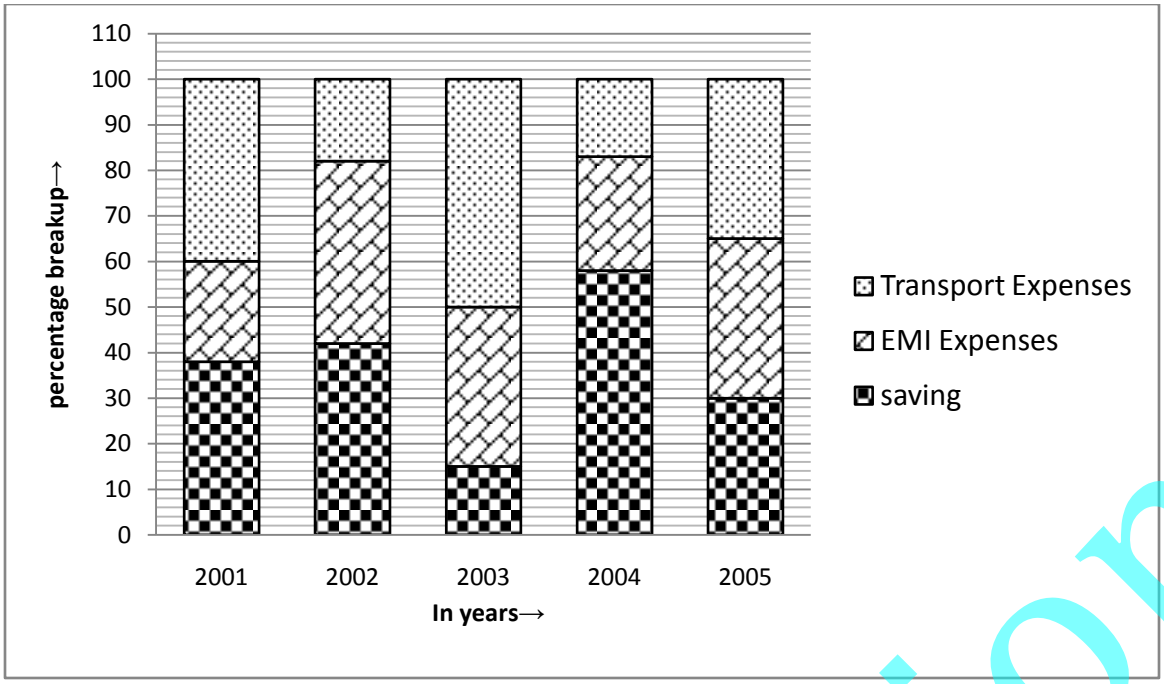

23. If the ratio on saving in the year 2002 and 2005 are in the ratio 7 : 5. Then what is the ratio of EMI expenses in the year 2002 and 2005.
(a) 6:7 (b)8:9 (c)8:7
(d)can'tdetermined (e)none of these

24. If the saving in 2002 is $\frac{3}{5}$th of the saving in 2004. Then what is the total expenditure spent on transport in 2002. (Given that total expense in 2004 is Rs. 1,75,000 Rs.)
(a) 31100 Rs. (b) 26100 Rs. (c)21100Rs.
(d) 15100 Rs. (e) none of these

25. In every year there is an increase of 100% in monthly salary as compared to previous year's monthly salary then what is the ratio of monthly salary in 2005 to the expenses on transport in 2003.
(a) 8:1 (b) 1:8 (c)4:1
(d) 1:4 (e) none of these

Note : there is two more question from this DI

Direction(28-30)24 men can do a work in X days and 32 women can do the same work in (X + 8) days. The ratio of work done by 15 men and 12 women in the same time is 3 : 1.

28. Find the value of X ?
(a) 8 (b)10 (c) 12
(d) 11 (e) 5

29. 10 men and 24 women works for 6 days on the same work and the remaining work is done by 18 boys in 18 days. Then find the number of days in which 12 boys completed the whole work.
(a) 54 (b)48 (c) 45
(d) 58 (e)None of the above

NOTE: there is one more question from this caselet.

Directions (31-35):The following questions are accompanied by three statements A, B and C. You have to determine which statement(s) is/are necessary/sufficient to answer the question.

31. In how many days men and women can do the work when working together ?
A. The ratio between the efficiency of men and women is 3 : 1.
B. Men and child can do $\frac{1}{3}$rd work in 9 days and the child and women can do $\frac{2}{3}$rd work in 12 days.
C. Women can do $\frac{2}{3}$rd of the work in 14 days.
(a) Only A and C together (b) Only B and C together
(c) C and either A or B.
(d) Question can't be answered even after using all the statements
(e) All statements are required

NOTE: there are 4 more question from Data sufficiency ; one from cuboid, volume , other from L.C.M and H.C.F